

What is Power BI?

Power BI is a suite of business analytics tools that deliver insights throughout your organization. Connect to hundreds of data sources, simplify data prep, and drive ad hoc analysis. Produce beautiful reports, then publish them for your organization to consume on the web and across mobile devices. Everyone can create personalized dashboards with a unique, 360-degree view of their business. And scale across the enterprise, with governance and security built-in.

Power BI and you



FOR ANALYSTS

Quickly go from data to insight to action. Connect to hundreds of sources, prep data with ease, and create beautiful reports, all in minutes.

[LEARN MORE >](#)



FOR BUSINESS USERS

Always be in the know. View dashboards on the web or on your phone, get alerts when data changes, and drill into details. Your data is at your fingertips.

[FIND SOLUTIONS >](#)



FOR IT

Simplify management, achieve compliance, and keep data secure while giving people access to the insights they need.

[LEARN MORE >](#)



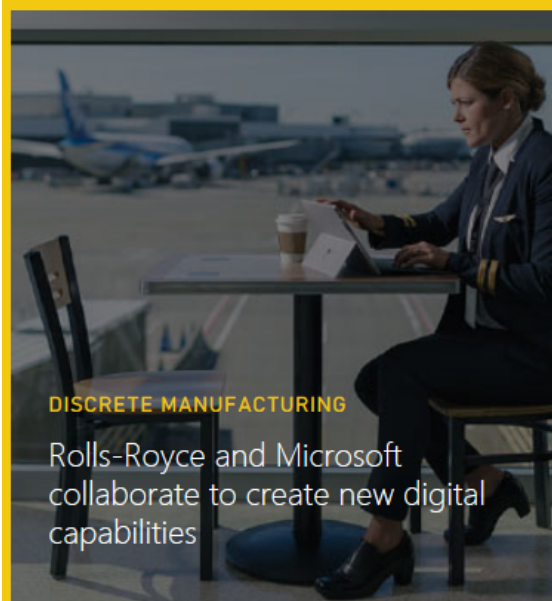
FOR DEVELOPERS

Bring your apps to life with data. Easily embed interactive data visuals and deliver compelling reports—with high fidelity, on any device.

[ENERGIZE YOUR APPS >](#)

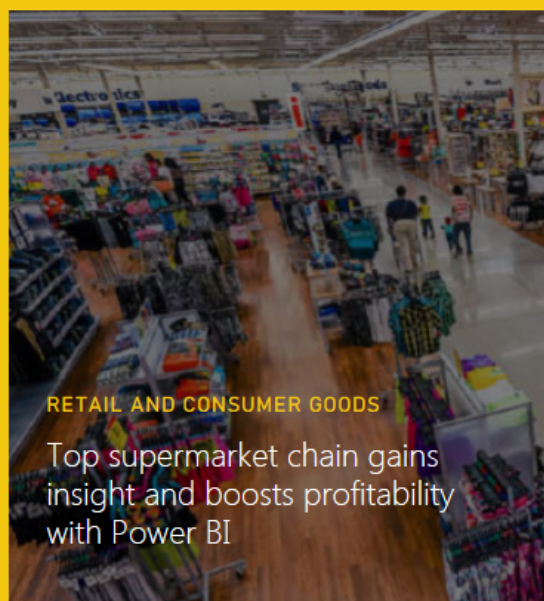


Organizations worldwide are using Power BI



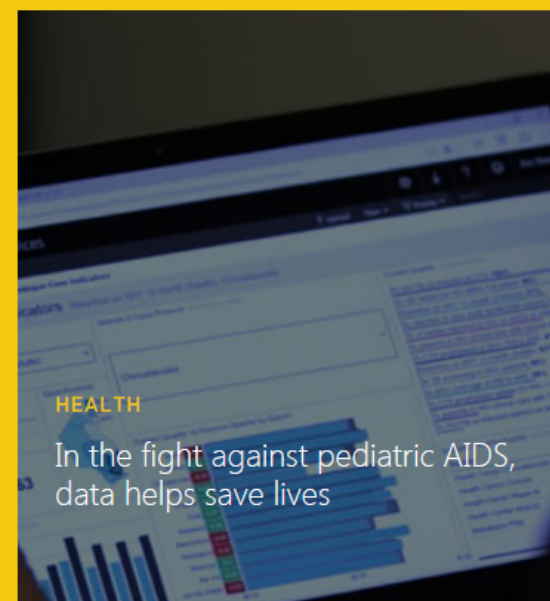
DISCRETE MANUFACTURING

Rolls-Royce and Microsoft collaborate to create new digital capabilities



RETAIL AND CONSUMER GOODS

Top supermarket chain gains insight and boosts profitability with Power BI



HEALTH

In the fight against pediatric AIDS, data helps save lives



Children's Services dashboards

Used for:

- Key Performance Indicators
- Ofsted Review
- SEND Ofsted Review

The following slides show a sample report from the Ofsted Review dashboard and the SEND dashboard, to show how the interactive functions can be used.

Ofsted Review – Children's Social Care

Children's Dashboard

Number of Care Leavers (age 18-24)

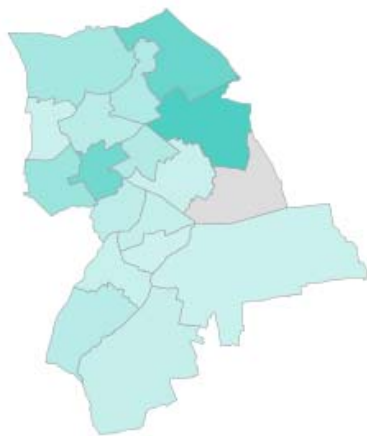


Number of Care Leavers


143

Total Number of Care Leavers YTD

155



Number of Care Leavers



Number of Care Leavers

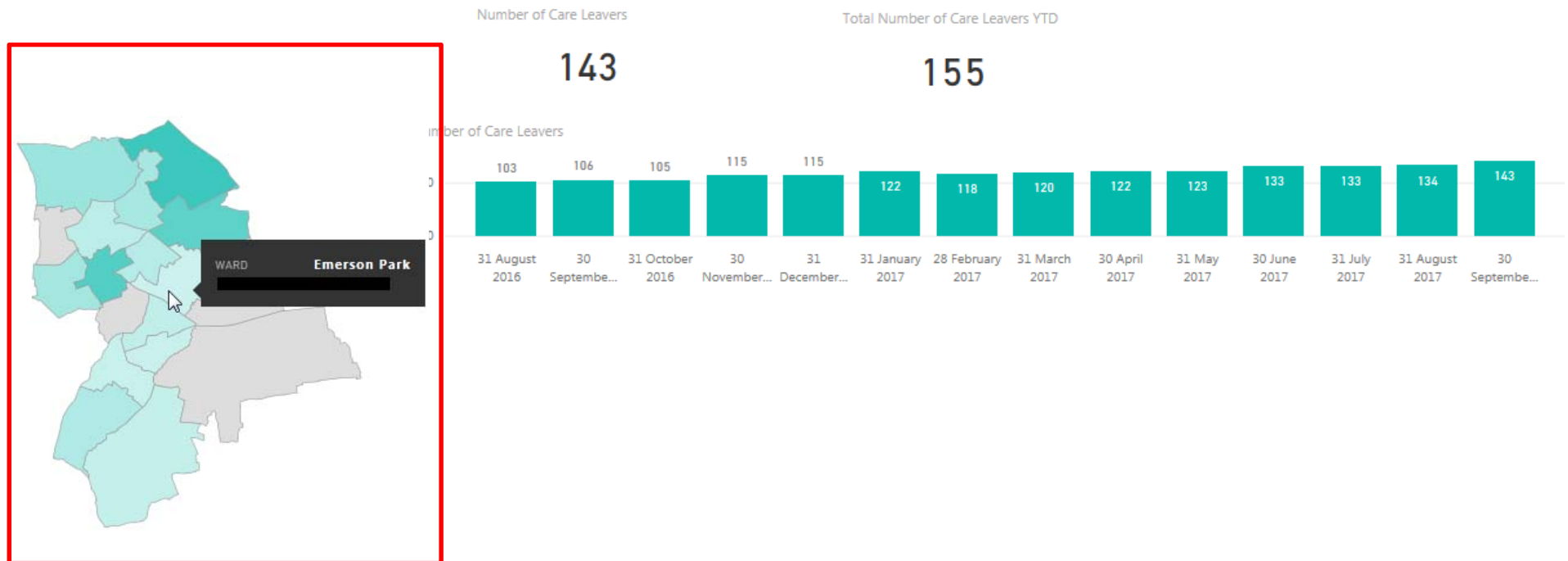
This slide shows the number of care leavers.

The next slide shows how this report can be filtered and drilled down.

Ofsted Review – Children's Social Care

Children's Dashboard

Number of Care Leavers (age 18-24)

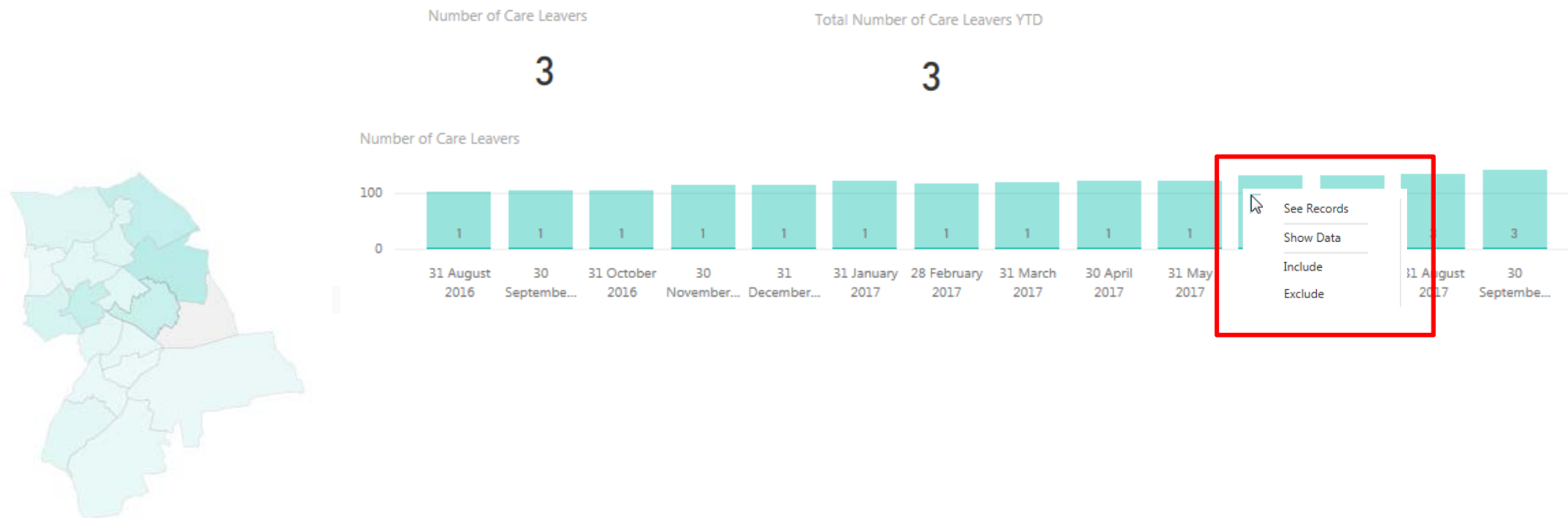


The heat map can be used to show ward level data

Ofsted Review – Children's Social Care

Children's Dashboard

Number of Care Leavers (age 18-24)



This is the same report, filtered for Emerson Park ward.
Note how the data over time and the top level figures have changed.
The report can also be drilled down to show the records behind the charts.

Ofsted Review – Children’s Social Care

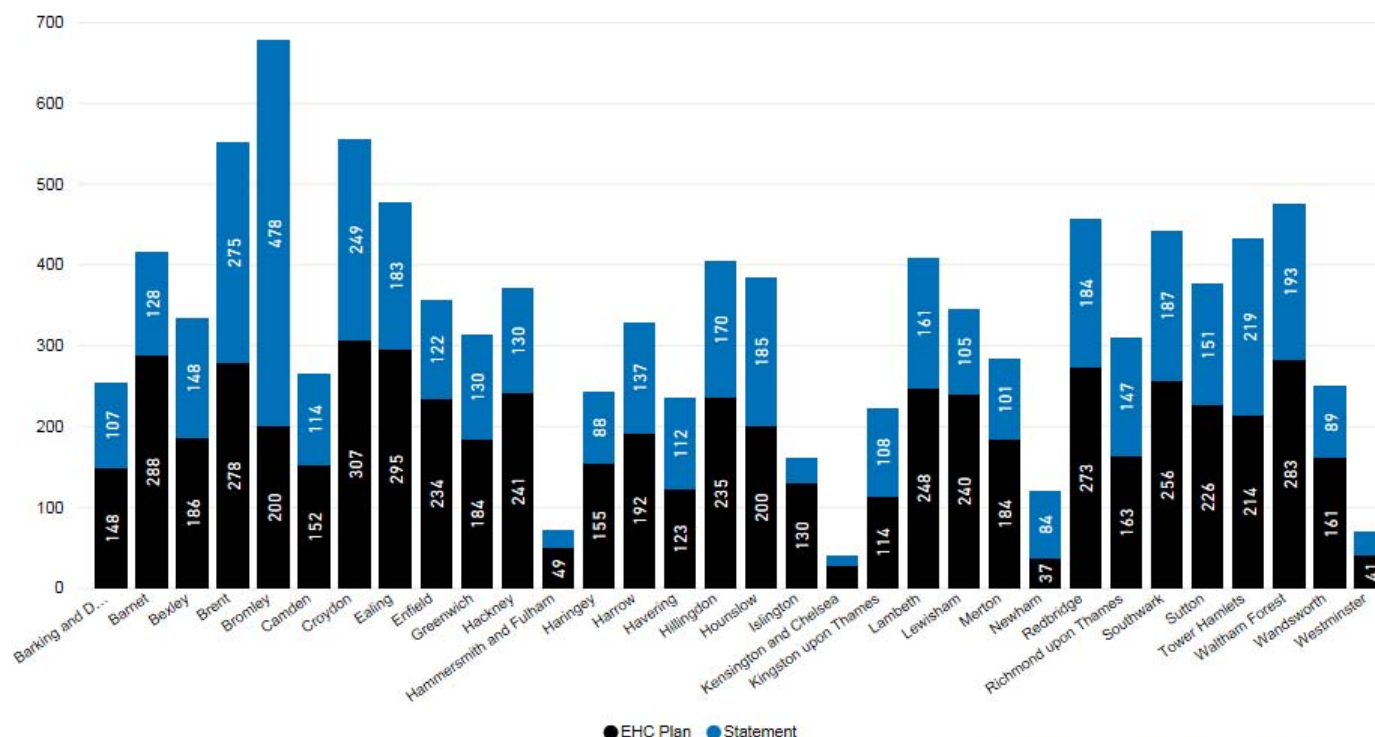
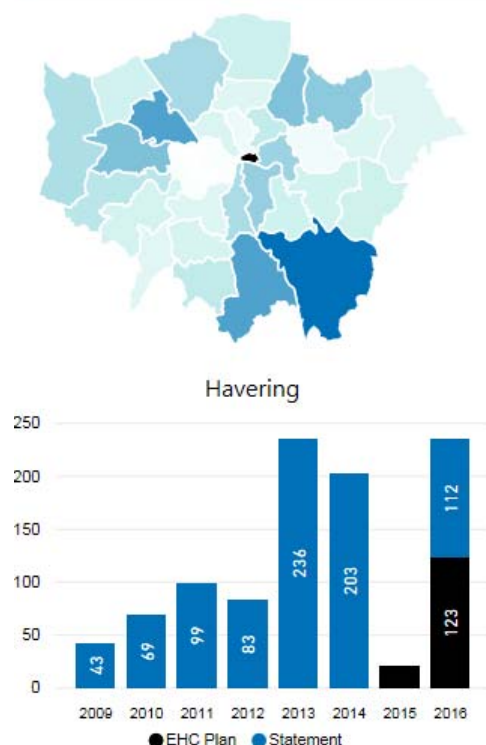
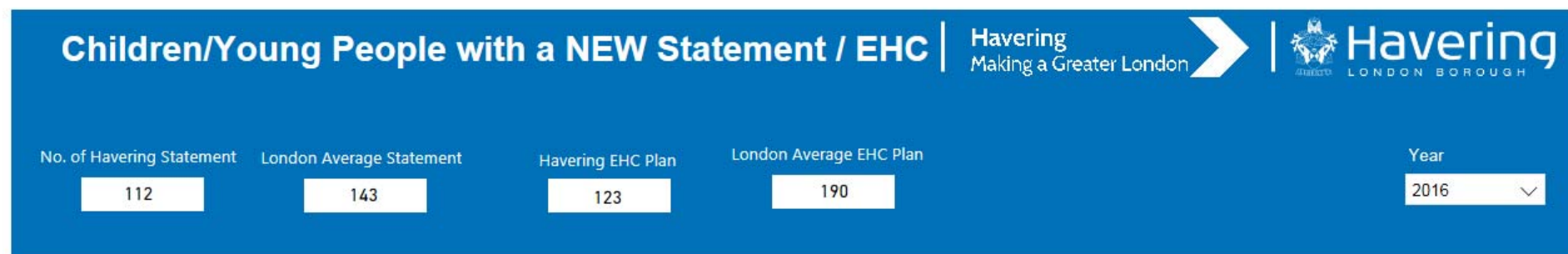
Back to Report | NUMBER OF CHILDREN ON A LAC PLAN

MonthEnd	CCMID	DateOfBirth	Gender	LegalStatus	PlacementType	InOutOfBorough	UnderOver20Miles	Ethnicity	UASC	BoroughWherePlaced	LACStartDate	DateOfCurrentPlacement	CurrentSocialWorker	CurrentTeam	ward
31 March 2017	259363		M	S:20,CA.89	Type: Semi-independent	IN BOR	N/A		YES	Havering	24 March 2017	24 March 2017		Assessments Pod 2	
31 March 2017	259103		F	S:20,CA.89	Type: Semi-independent	OOB	N/A		YES	Redbridge	22 March 2017	22 March 2017		Assessments Pod 1	OOB
31 March 2017	257817		M	S:20,CA.89	Type: In-house F.C	OOB	Under 20 miles			Thurrock	09 February 2017	10 February 2017		Dtm Pod 4	OOB
31 March 2017	257807		F	S:20,CA.89	Type: In-house F.C	IN BOR	N/A		YES	Havering	08 February 2017	09 February 2017		Consultant Pod 9	Havering Park
31 March 2017	257598		F	S:20,CA.89	Type: Semi-independent	IN BOR	N/A		YES	Havering	08 February 2017	08 February 2017		Dtm Pod 1	
31 March 2017	257169		M	S:20,CA.89	Type: Semi-independent	IN BOR	N/A		YES	Havering	26 January 2017	26 January 2017		Dtm Pod 8	Romford Town
31 March 2017	256305		M	S:20,CA.89	Type: Semi-independent	OOB	N/A		YES	Redbridge	30 December 2016	30 December 2016		Dtm Pod 7	OOB
31 March 2017	255306		M	S:20,CA.89	Type: Semi-independent	IN BOR	N/A		YES	Havering	02 December 2016	02 December 2016		Dtm Pod 3	Gooshays
31 March 2017	254469		F	S:20,CA.89	Type: Family and Friends	OOB	Under 20 miles			Hackney	27 March 2017	31 March 2017		Dtm Pod 8	
31 March 2017	254378		F	S:38,CA.89	Type: In-house F.C	IN BOR	Under 20 miles			Havering	02 February 2017	02 February 2017		Dtm Pod 7	Gooshays
31 March 2017	254193		M	S:20,CA.89	Type: Semi-independent	OOB	N/A		YES	Redbridge	01 November 2016	01 November 2016		Dtm Pod 6	OOB
31 March 2017	254069		M	S:20,CA.89	Type: In-house F.C	IN BOR	N/A		YES	Havering	23 October 2016	23 October 2016		Dtm Pod 4	Pettits
31 March 2017	253511		M	S:20,CA.89	Type: Semi-independent	IN BOR	N/A		YES	Havering	11 October 2016	11 October 2016		Dtm Pod 8	Gooshays
31 March 2017	252913		M	S:20,CA.89	Type: Semi-independent	IN BOR	N/A		YES	Havering	20 September 2016	20 September 2016		Dtm Pod 4	Gooshays
31 March 2017	252527		F	S:38,CA.89	Type: In-house F.C	IN BOR	Under 20 miles			Havering	02 February 2017	02 February 2017		Dtm Pod 5	Mawneys
31 March 2017	251949		M	S:20,CA.89	Type: Semi-independent	IN BOR	N/A		YES	Havering	18 August 2016	18 August 2016		Dtm Pod 2	Gooshays
31 March 2017	251716		M	S:20,CA.89	Type: P.W.A	N/A	N/A			N/A	10 August 2016	06 March 2017		Dtm Pod 8	
31 March 2017	251159		F	S:20,CA.89	Type: Agency F.C	IN BOR	Under 20 miles			Havering	21 November 2016	21 November 2016		Dtm Pod 8	Elm Park
31 March 2017	250986		M	S:20,CA.89	Type: Semi-independent	IN BOR	N/A		YES	Havering	18 July 2016	18 July 2016		Dtm Pod 1	Harold Wood
31 March 2017	249878		M	S:38,CA.89	Type: In-house F.C	IN BOR	Under 20 miles			Havering	24 November 2016	24 November 2016		Dtm Pod 7	St Andrew's
31 March 2017	249533		M	S:20,CA.89	Type: Semi-independent	OOB	N/A		YES	Redbridge	07 June 2016	07 June 2016		Dtm Pod 4	OOB
31 March 2017	249511		F	S:38,CA.89	Type: Agency F.C	OOB	Over 20 miles			Kent CC	30 November 2016	30 November 2016		Dtm Pod 1	Romford Town
31 March 2017	249094		M	S:20,CA.89	Type: In-house F.C	OOB	N/A		YES	Redbridge	18 May 2016	27 January 2017		Dtm Pod 2	OOB
31 March 2017	248469		F	S:38,CA.89	Type: Agency F.C	OOB	Over 20 miles			Kent CC	28 October 2016	28 October 2016		Dtm Pod 5	OOB
31 March 2017	247535		F	S:31,CA.89	Type: In-house F.C	IN BOR	N/A		YES	Havering	01 April 2016	04 April 2016		Dtm Pod 5	Harold Wood
31 March 2017	246702		M	S:38,CA.89	Type: In-house F.C	IN BOR	Under 20 miles			Havering	25 January 2017	25 January 2017		Dtm Pod 6	Gooshays
31 March 2017	246697		F	S:38,CA.89	Type: In-house F.C	IN BOR	Under 20 miles			Havering	25 January 2017	25 January 2017		Dtm Pod 6	Gooshays
31 March 2017	245984		F	S:38,CA.89	Type: In-house F.C	OOB	Under 20 miles			Thurrock	17 March 2016	17 March 2016		Dtm Pod 5	OOB

Some of this data has been redacted for Data Protection purposes.

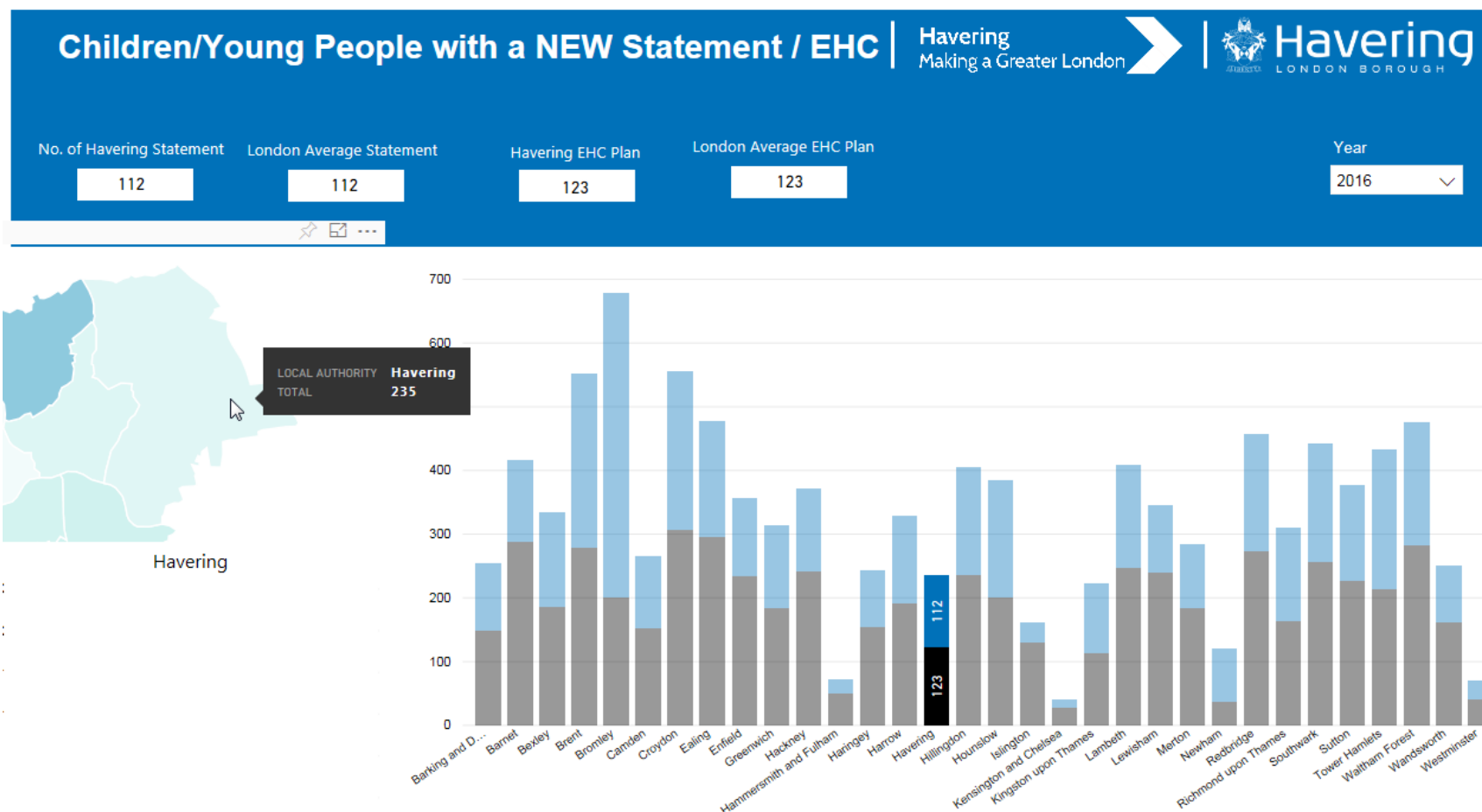
This drill down function can be activated depending on the audience.
For a manager, it can be used to support caseload management.

SEND Dashboard



Source: DfE, SFR22/2017 Statements of SEN and EHC plans: England, 2017

The SEND dashboard has been created to illustrate benchmarking data from the SEND2 report (DfE). Each indicator has been published as a separate report.



In this example, the heat map has been used to filter the report for Havering only.

Next Steps

- Continually refine and improve existing reports
- Performance Indicators to be viewed as dashboard reports
- Develop a Leaving Care dashboard
- Encourage wider use

Questions?